



A guide to...

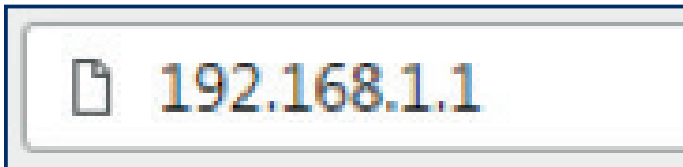
Technicolor TG589/TG588.

Disable SIP ALG

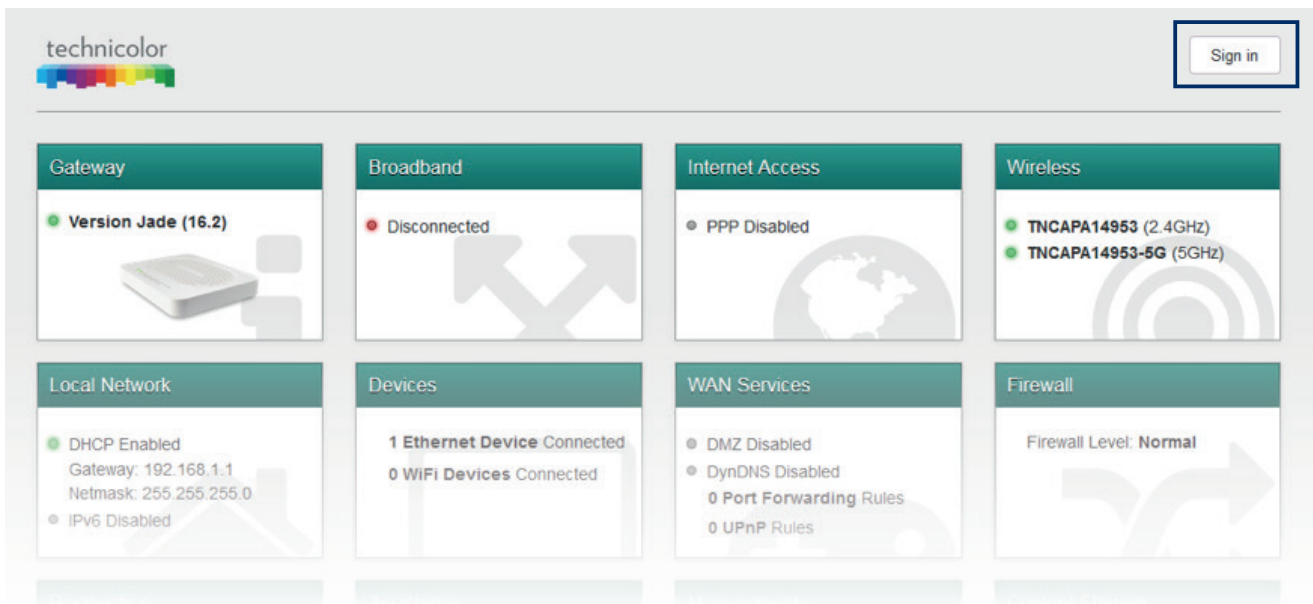
Please note: We advise running through this configuration using a Windows based PC/laptop with a Ethernet connection to the router. If you are using any other operating system or connecting via wireless then settings may not save correctly.

If you got a block of public IP addresses from Daisy then they will need to be configured on your router. We are going to run through doing this today.

Open a web browser and enter 192.168.1.1 in the address bar.



This should then bring up the Technicolor page, you will need to click "Sign in" in the top right.

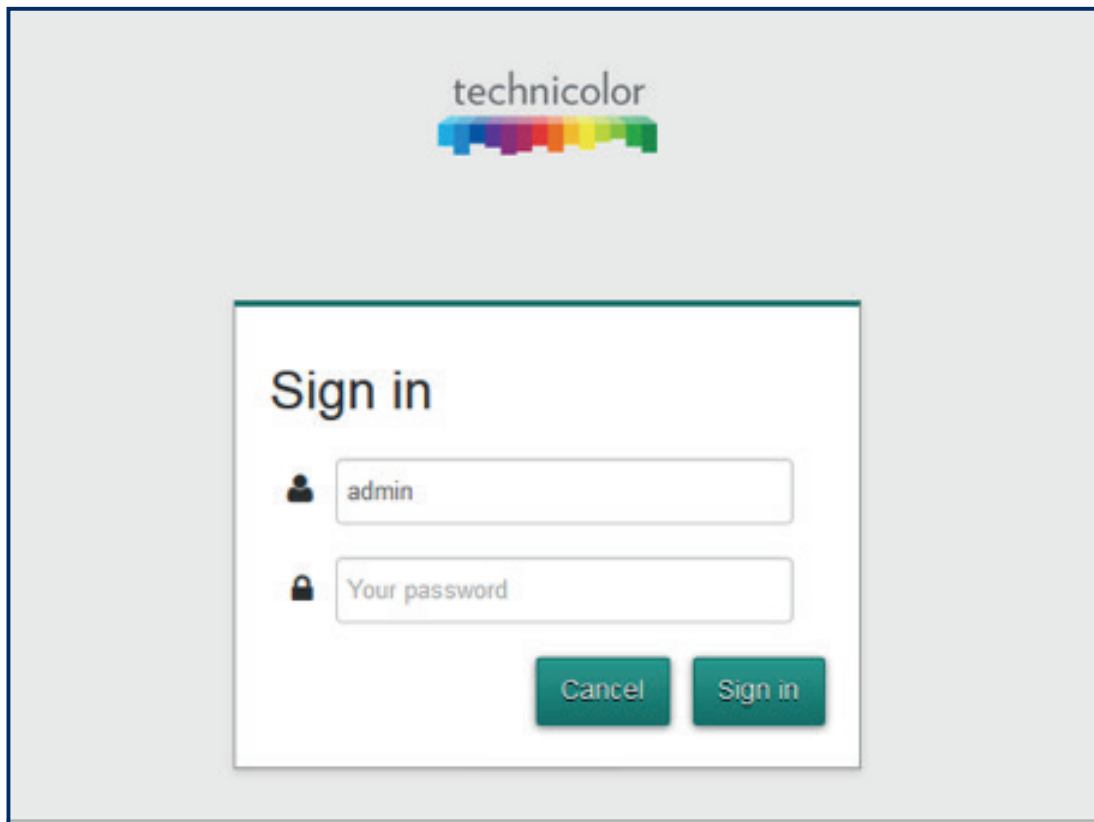


You should then see the following sign in screen below.

You will need to login using the below details.

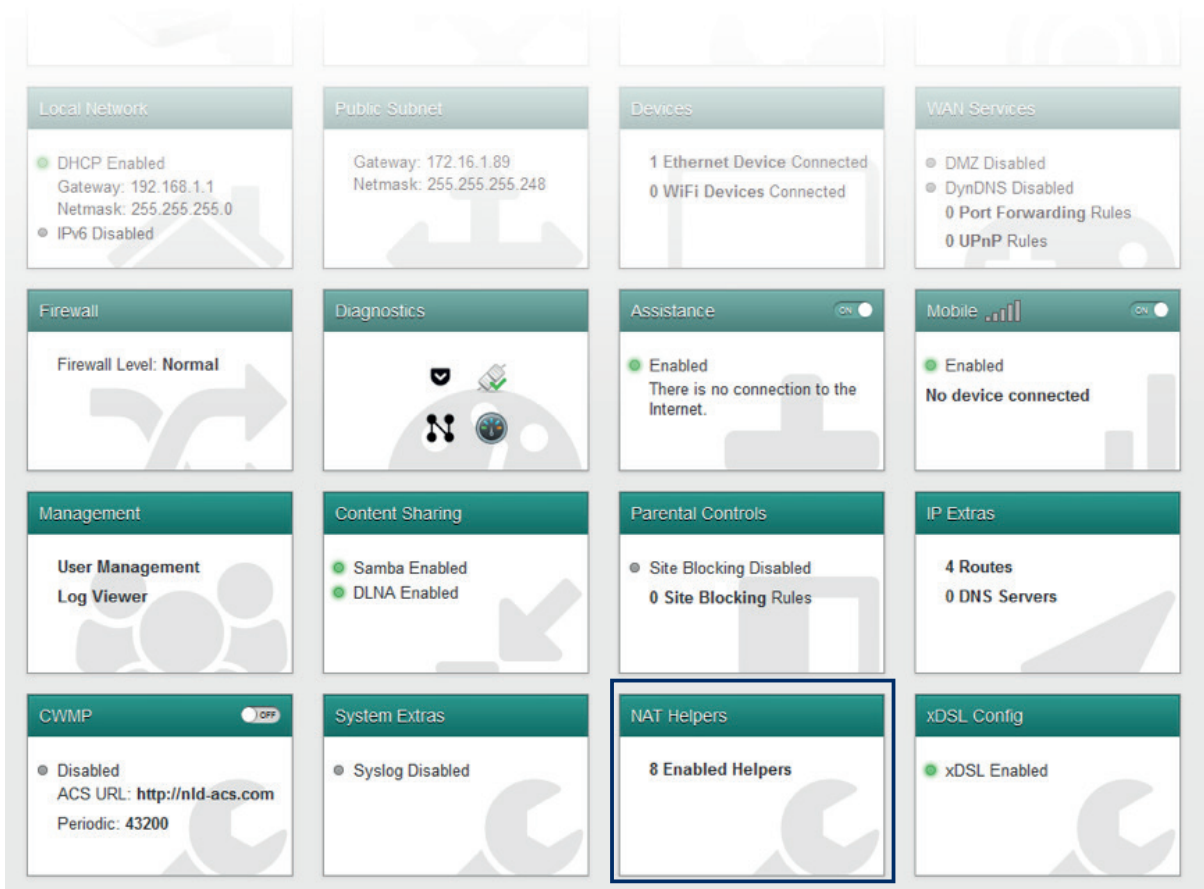
Username: engineer

Password: Access key (this is on the bottom of the router)



The image shows a screenshot of a web-based sign-in interface for Technicolor. At the top center, the word "technicolor" is displayed in a grey, lowercase sans-serif font, with a colorful, multi-segmented bar underneath it. Below the logo is a white rectangular sign-in form with a thin grey border. The form has the title "Sign in" in a large, bold, black font. Underneath the title are two input fields. The first field is preceded by a small black person icon and contains the text "admin". The second field is preceded by a small black padlock icon and contains the text "Your password". At the bottom right of the form are two buttons: a "Cancel" button and a "Sign in" button, both with a teal-to-green gradient and white text.

When you log in using engineer you get more options, to disable SIP ALG we will need to click into the 'NAT Helpers' box on the bottom row.



Once this page opens you will just need to toggle the 'Enable' slider next to SIP to turn SIP ALG off. Click 'Save' and that's done.

NAT Helpers (ALG's) ✕

Enable	Name	Dest Port	Protocol
<input type="checkbox"/>	RTSP	554	tcp
<input checked="" type="checkbox"/>	SIP	5060	udp
<input type="checkbox"/>	IRC	6667	tcp
<input type="checkbox"/>	PPTP	1723	tcp
<input type="checkbox"/>	SNMP	161	udp
<input type="checkbox"/>	TFTP	69	udp
<input type="checkbox"/>	AMANDA	10080	udp
<input type="checkbox"/>	FTP	21	tcp

[Close](#)